

**INTER-BANK MONEY MARKET REPORT**

15 January 2018


ITEM	AMOUNT(M)	LENDING RATE %	WEIGHTED AV %
1	1000	4.50	0.2829
2	200	4.50	0.0566
3	500	4.50	0.1415
4	400	4.80	0.1207
5	1000	5.00	0.3144
6	350	5.00	0.1100
7	1000	5.00	0.3144
8	1000	5.00	0.3144
9	1000	5.00	0.3144
10	120	5.20	0.0392
11	100	5.20	0.0327
12	300	5.25	0.0990
13	400	5.30	0.1333
14	150	5.30	0.0500
15	150	5.30	0.0500
16	100	5.30	0.0333
17	200	5.30	0.0666
18	100	5.50	0.0346
19	50	5.50	0.0173
20	75	5.50	0.0259
21	70	5.50	0.0242
22	200	5.50	0.0692
23	400	5.50	0.1383
24	350	5.50	0.1210
25	250	5.50	0.0865
26	300	5.75	0.1085
27	200	5.80	0.0729
28	350	6.00	0.1320
29	500	6.00	0.1886
30	140	6.00	0.0528
31	1000	6.00	0.3772
32	300	6.00	0.1132
33	300	6.00	0.1132
34	200	6.00	0.0754
35	400	6.00	0.1509
36	500	6.30	0.1981
37	200	6.50	0.0817
38	300	6.50	0.1226
39	500	6.75	0.2122
40	500	6.75	0.2122
41	200	7.20	0.0905
42	150	7.50	0.0707
43	100	8.00	0.0503
44	300	8.20	0.1547
<b>15,905.00</b>		<b>TODAYS AVERAGE</b>	<b>5.5682</b>


**DAILY CBK LENDING**


PRINCIPAL LOAN(Kshs M)	DAYS TO MATURITY	INTEREST RATE	INTEREST CHARGED(Kshs)
0	0	16	.00
<b>TOTAL</b>			<b>.00</b>

**GOVERNMENT SECURITIES REDISCOUNTED**

TYPE	DAYS TO MATURITY	AMOUNT(Ksh M)
T/BILL	126	1.60
T/BILL	196	0.10
<b>TOTAL</b>		<b>1.70</b>

Prepared By 

Checked By 

Authorised Signatory 

Authorised Signatory 

**SOURCE: BANKING SERVICES DIVISION, CENTRAL BANK OF KENYA**