

INTER-BANK MONEY MARKET REPORT

Thursday, October 19, 2017


ITEM	AMOUNT(M)	LENDING RATE %	WEIGHTED AV %
1	100	5.00	0.0213
2	500	6.50	0.1382
3	500	6.50	0.1382
4	750	6.50	0.2073
5	750	6.75	0.2152
6	300	7.00	0.0893
7	150	7.00	0.0446
8	100	7.00	0.0298
9	1300	7.00	0.3869
10	200	7.05	0.0599
11	150	7.10	0.0453
12	120	7.10	0.0362
13	1500	7.25	0.4624
14	1500	7.25	0.4624
15	1400	7.25	0.4315
16	850	7.25	0.2620
17	1700	7.30	0.5276
18	2250	7.35	0.7031
19	500	7.50	0.1594
20	50	7.50	0.0159
21	200	7.50	0.0638
22	1500	7.50	0.4783
23	900	7.50	0.2870
24	600	7.60	0.1939
25	100	7.85	0.0334
26	300	8.00	0.1020
27	750	8.00	0.2551
28	400	8.10	0.1378
29	2500	8.15	0.8663
30	200	8.25	0.0702
31	200	8.50	0.0723
32	300	8.50	0.1084
33	500	8.50	0.1807
34	200	9.00	0.0765
35	200	10.00	0.0850
23,520.00		TODAYS AVERAGE	7.4473


DAILY CBK LENDING

PRINCIPAL LOAN(Kshs M)	DAYS TO MATURITY	INTEREST RATE	INTEREST CHARGED(Kshs)
0	0	16.00	.00
TOTAL			.00


GOVERNMENT SECURITIES REDISCOUNTED

TYPE	DAYS TO MATURITY	AMOUNT(Ksh M)
T/BILL	144	1.00
TOTAL		1.00

Prepared By 

Checked By 

Authorised Signatory 

Authorised Signatory 

SOURCE: BANKING SERVICES DIVISION, CENTRAL BANK OF KENYA