



INTER-BANK MONEY MARKET REPORT


Monday, March 12, 2018

ITEM	AMOUNT(M)	LENDING RATE %	WEIGHTED AV %
1	3000	3.00	0.5722
2	1000	3.00	0.1907
3	150	3.00	0.0286
4	100	3.70	0.0235
5	4000	4.00	1.0172
6	750	4.50	0.2146
7	100	4.50	0.0286
8	500	4.50	0.1430
9	100	4.65	0.0296
10	200	4.80	0.0610
11	300	4.80	0.0915
12	600	5.00	0.1907
13	80	5.00	0.0254
14	100	5.00	0.0318
15	400	5.00	0.1271
16	700	5.00	0.2225
17	250	5.00	0.0795
18	50	5.25	0.0167
19	800	5.25	0.2670
20	150	5.50	0.0524
21	100	5.75	0.0366
22	400	6.00	0.1526
23	200	6.50	0.0826
24	600	7.00	0.2670
25	200	7.50	0.0954
26	500	7.50	0.2384
27	100	8.00	0.0509
28	300	8.00	0.1526
	15,730.00	TODAYS AVERAGE	4.4897

Prepared By 

Checked By 

Authorised Signatory 

Authorised Signatory 

SOURCE: BANKING SERVICES DIVISION, CENTRAL BANK OF KENYA

