

INTER-BANK MONEY MARKET REPORT

Thursday, January 26, 2017


ITEM	AMOUNT(M)	LENDING RATE %	WEIGHTED AV %
1	700	5.50	0.2608
2	3000	6.00	1.2195
3	500	6.00	0.2033
4	150	6.00	0.0610
5	1250	6.25	0.5293
6	1000	6.25	0.4234
7	250	7.00	0.1186
8	800	7.00	0.3794
9	500	7.15	0.2422
10	1100	7.25	0.5403
11	500	7.25	0.2456
12	600	7.50	0.3049
13	30	7.50	0.0152
14	250	7.50	0.1270
15	250	7.50	0.1270
16	150	8.00	0.0813
17	100	8.00	0.0542
18	200	8.25	0.1118
19	400	8.50	0.2304
20	50	8.50	0.0288
21	200	8.50	0.1152
22	500	8.50	0.2879
23	250	8.75	0.1482
24	200	8.75	0.1186
25	200	8.75	0.1186
26	600	9.00	0.3659
27	50	9.00	0.0305
28	100	9.00	0.0610
29	50	9.50	0.0322
30	75	9.75	0.0495
31	50	10.00	0.0339
32	150	10.00	0.1016
33	100	10.50	0.0711
34	30	10.75	0.0218
35	75	10.75	0.0546
36	100	10.75	0.0728
37	150	10.75	0.1092
38	100	14.00	0.0949
	14,760.00	TODAYS AVERAGE	7.1916


DAILY CBK LENDING

PRINCIPAL LOAN(Kshs M)	DAYS TO MATURITY	INTEREST RATE	INTEREST CHARGED(Kshs)
0	0	16	.00
		TOTAL	.00


GOVERNMENT SECURITIES REDISCOUNTED

TYPE	DAYS TO MATURITY	AMOUNT(Ksh M)
NONE	0	0.00
	TOTAL	0.00

Prepared By 

Checked By 

Authorised Signatory 

Authorised Signatory 

SOURCE: BANKING SERVICES DIVISION, CENTRAL BANK OF KENYA

