

# INTER-BANK MONEY MARKET REPORT

17 September 2018


ITEM	AMOUNT(M)	LENDING RATE %	WEIGHTED AV %
1	250	2.65	0.0573
2	150	2.90	0.0376
3	1500	3.00	0.3889
4	120	3.00	0.0311
5	150	3.00	0.0389
6	250	3.00	0.0648
7	1000	3.25	0.2809
8	1000	3.25	0.2809
9	1000	3.25	0.2809
10	1000	3.60	0.3111
11	300	3.60	0.0933
12	200	3.65	0.0631
13	1000	3.70	0.3198
14	2000	4.00	0.6914
15	50	4.25	0.0184
16	700	4.25	0.2572
17	300	4.75	0.1232
18	150	5.00	0.0648
19	50	5.50	0.0238
20	200	5.50	0.0951
21	200	6.00	0.1037
<b>11,570.00</b>		<b>TODAYS AVERAGE</b>	<b>3.6262</b>

## DAILY CBK LENDING


PRINCIPAL LOAN(Kshs M)	DAYS TO MATURITY	INTEREST RATE	INTEREST CHARGED(Kshs)
0	0	15.00	.00
<b>TOTAL</b>			<b>.00</b>


## GOVERNMENT SECURITIES REDISCOUNTED

TYPE	DAYS TO MATURITY	AMOUNT(Ksh M)
NONE	0	0.00
<b>TOTAL</b>		<b>0.00</b>

Prepared By 

Checked By 

Authorised Signatory 

Authorised Signatory 

SOURCE: BANKING SERVICES DIVISION, CENTRAL BANK OF KENYA