

INTER-BANK MONEY MARKET REPORT

08 March 2018


ITEM	AMOUNT(M)	LENDING RATE %	WEIGHTED AV %
1	1000	3.00	0.1285
2	1500	3.00	0.1928
3	3500	3.00	0.4498
4	150	3.00	0.0193
5	150	3.00	0.0193
6	200	3.00	0.0257
7	200	3.00	0.0257
8	500	3.00	0.0643
9	1000	3.00	0.1285
10	100	4.00	0.0171
11	1000	4.00	0.1713
12	800	4.00	0.1371
13	500	4.25	0.0910
14	150	4.25	0.0273
15	1000	4.85	0.2078
16	2000	4.90	0.4198
17	500	4.90	0.1049
18	350	4.90	0.0735
19	300	4.90	0.0630
20	50	5.00	0.0107
21	100	5.00	0.0214
22	500	5.00	0.1071
23	500	5.00	0.1071
24	100	5.15	0.0221
25	200	5.15	0.0441
26	1000	5.25	0.2249
27	250	5.30	0.0568
28	300	5.40	0.0694
29	300	5.40	0.0694
30	100	5.50	0.0236
31	200	5.50	0.0471
32	185	5.75	0.0456
33	400	6.00	0.1028
34	2000	6.00	0.5140
35	900	6.00	0.2313
36	50	6.25	0.0134
37	250	6.50	0.0696
38	500	6.50	0.1392
39	150	7.00	0.0450
40	100	8.00	0.0343
41	100	8.00	0.0343
42	100	8.00	0.0343
43	10	8.00	0.0034
44	50	8.20	0.0176
45	50	9.00	0.0193
23,345.00		TODAYS AVERAGE	
		4.4741	

DAILY CBK LENDING


PRINCIPAL LOAN(Kshs M)	DAYS TO MATURITY	INTEREST RATE	INTEREST CHARGED(Kshs)
0	0.00	16	.00
TOTAL			.00


GOVERNMENT SECURITIES REDISCOUNTED

TYPE	DAYS TO MATURITY	AMOUNT(Ksh M)
NONE	0	0.00
TOTAL		0.00

Prepared By 

Checked By 

Authorised Signatory 

Authorised Signatory 

SOURCE: BANKING SERVICES DIVISION, CENTRAL BANK OF KENYA