

INTER-BANK MONEY MARKET REPORT

Tuesday, July 21, 2020



| ITEM | AMOUNT(M) | LENDING RATE % | WEIGHTED AV % |
|------|-----------------|-----------------------|---------------|
| 1 | 4000 | 1.85 | 1.2333 |
| 2 | 200 | 2.00 | 0.0667 |
| 3 | 200 | 2.50 | 0.0833 |
| 4 | 100 | 3.00 | 0.0500 |
| 5 | 100 | 3.00 | 0.0500 |
| 6 | 100 | 3.00 | 0.0500 |
| 7 | 250 | 3.25 | 0.1354 |
| 8 | 250 | 3.25 | 0.1354 |
| 9 | 250 | 3.50 | 0.1458 |
| 10 | 50 | 3.50 | 0.0292 |
| 11 | 150 | 4.00 | 0.1000 |
| 12 | 200 | 4.00 | 0.1333 |
| 13 | 150 | 4.50 | 0.1125 |
| | 6,000.00 | TODAYS AVERAGE | 2.3250 |


DAILY CBK LENDING

| PRINCIPAL LOAN(Kshs M) | DAYS TO MATURITY | INTEREST RATE | INTEREST CHARGED(Kshs) |
|------------------------|------------------|---------------|------------------------|
| 0 | 0 | 13.00 | .00 |
| | TOTAL | | .00 |

GOVERNMENT SECURITIES REDISCOUNTED

| TYPE | DAYS TO MATURITY | AMOUNT(Ksh M) |
|--------|------------------|---------------|
| T/BILL | 41 | 0.60 |
| | TOTAL | 0.60 |

Prepared By 
 Authorised Signatory 

Checked By 
 Authorised Signatory 

SOURCE: BANKING SERVICES DIVISION, CENTRAL BANK OF KENYA