

# INTER-BANK MONEY MARKET REPORT

05 January 2018


ITEM	AMOUNT(M)	LENDING RATE %	WEIGHTED AV %
1	150	4.00	0.0301
2	1000	4.50	0.2259
3	500	5.00	0.1255
4	120	5.00	0.0301
5	2000	5.00	0.5020
6	1800	5.00	0.4518
7	500	5.00	0.1255
8	1000	5.00	0.2510
9	1000	5.00	0.2510
10	200	5.00	0.0502
11	500	5.00	0.1255
12	1400	5.75	0.4041
13	1000	6.50	0.3263
14	200	6.50	0.0653
15	200	6.50	0.0653
16	300	6.65	0.1002
17	1000	6.65	0.3338
18	300	6.70	0.1009
19	600	6.80	0.2048
20	1500	6.80	0.5120
21	600	6.85	0.2063
22	2000	6.85	0.6878
23	100	6.85	0.0344
24	200	6.85	0.0688
25	300	6.85	0.1032
26	100	6.90	0.0346
27	300	6.90	0.1039
28	50	7.00	0.0176
29	100	7.00	0.0351
30	250	7.00	0.0879
31	200	7.20	0.0723
32	200	9.50	0.0954
33	50	10.00	0.0251
34	150	10.00	0.0753
35	50	10.25	0.0257
<b>19,920.00</b>		<b>TODAYS AVERAGE</b>	<b>5.9547</b>

### DAILY CBK LENDING


PRINCIPAL LOAN(Kshs M)	DAYS TO MATURITY	INTEREST RATE	INTEREST CHARGED(Kshs)
0	0	16	.00
<b>TOTAL</b>			<b>.00</b>


### GOVERNMENT SECURITIES REDISCOUNTED

TYPE	DAYS TO MATURITY	AMOUNT(Ksh M)
NONE	0	0.00
<b>TOTAL</b>		<b>0.00</b>

Prepared By 

Checked By 

Authorised Signatory 

Authorised Signatory 

SOURCE: BANKING SERVICES DIVISION, CENTRAL BANK OF KENYA