

INTER-BANK MONEY MARKET REPORT

Friday, November 11, 2016

ITEM	AMOUNT(M)	LENDING RATE %	WEIGHTED AV %
1	500	3.50	0.0915
2	300	3.75	0.0588
3	1500	3.75	0.2941
4	2300	3.75	0.4510
5	100	4.00	0.0209
6	200	4.00	0.0418
7	100	4.50	0.0235
8	250	4.50	0.0588
9	600	5.00	0.1569
10	800	5.00	0.2092
11	1000	5.50	0.2876
12	500	5.50	0.1438
13	1000	5.70	0.2980
14	1000	5.75	0.3007
15	25	6.00	0.0078
16	2000	6.00	0.6275
17	100	6.00	0.0314
18	1500	6.00	0.4706
19	100	6.00	0.0314
20	50	6.00	0.0157
21	300	6.50	0.1020
22	300	6.50	0.1020
23	500	6.50	0.1699
24	200	6.75	0.0706
25	500	6.75	0.1765
26	100	6.75	0.0353
27	300	7.00	0.1098
28	150	7.00	0.0549
29	50	7.00	0.0183
30	50	7.00	0.0183
31	100	7.00	0.0366
32	250	7.00	0.0915
33	250	7.00	0.0915
34	150	7.00	0.0549
35	200	7.25	0.0758
36	150	7.50	0.0588
37	200	7.50	0.0784
38	50	7.50	0.0196
39	50	7.50	0.0196
40	250	7.50	0.0980
41	200	7.80	0.0816
42	100	8.00	0.0418
43	100	8.00	0.0418
44	150	8.00	0.0627
45	100	8.00	0.0418
46	50	8.00	0.0209
47	200	8.50	0.0889
48	200	10.00	0.1046
	19,125.00	TODAYS AVERAGE	5.5875


DAILY CBK LENDING


PRINCIPAL LOAN(Kshs M)	DAYS TO MATURITY	INTEREST RATE	INTEREST CHARGED(Kshs)
2500	3	16.00	3,287,671.20
		TOTAL	3,287,671.20


GOVERNMENT SECURITIES REDISCOUNTED

TYPE	DAYS TO MATURITY	AMOUNT(Ksh M)
NONE	0	0.00
	TOTAL	0.00

Prepared By 

Checked By 

Authorised Signatory 

Authorised Signatory 

SOURCE: BANKING SERVICES DIVISION, CENTRAL BANK OF KENYA