

INTER-BANK MONEY MARKET REPORT

Wednesday, December 07, 2016

ITEM	AMOUNT(M)	LENDING RATE %	WEIGHTED AV %
1	1500	4.00	0.1987
2	100	4.25	0.0141
3	4000	4.50	0.5962
4	2500	4.50	0.3726
5	2300	4.50	0.3428
6	500	4.50	0.0745
7	800	5.25	0.1391
8	1600	5.60	0.2968
9	1000	5.80	0.1921
10	400	6.00	0.0795
11	100	6.00	0.0199
12	140	6.00	0.0278
13	3000	6.00	0.5962
14	1600	6.00	0.3180
15	500	6.05	0.1002
16	400	6.10	0.0808
17	1500	6.20	0.3080
18	2000	6.25	0.4140
19	50	6.50	0.0108
20	400	6.50	0.0861
21	2000	6.50	0.4306
22	150	7.00	0.0348
23	50	7.00	0.0116
24	50	7.50	0.0124
25	100	7.50	0.0248
26	100	7.50	0.0248
27	150	7.75	0.0385
28	150	8.00	0.0397
29	50	8.00	0.0132
30	50	8.00	0.0132
31	100	8.00	0.0265
32	75	8.00	0.0199
33	150	8.00	0.0397
34	200	8.00	0.0530
35	800	8.25	0.2186
36	200	8.30	0.0550
37	75	8.50	0.0211
38	100	8.50	0.0282
39	100	8.50	0.0282
40	150	8.50	0.0422
41	50	8.50	0.0141
42	50	9.00	0.0149
43	50	9.50	0.0157
44	250	9.50	0.0787
45	400	10.00	0.1325
46	200	10.75	0.0712
	30,190.00	TODAYS AVERAGE	5.7718


DAILY CBK LENDING


PRINCIPAL LOAN(Kshs M)	DAYS TO MATURITY	INTEREST RATE	INTEREST CHARGED(Kshs)
0	0	16.00	.00
		TOTAL	.00


GOVERNMENT SECURITIES REDISCOUNTED

TYPE	DAYS TO MATURITY	AMOUNT(Ksh M)
T/BILL	103	0.50
T/BILL	187	3.00
	TOTAL	3.50

Prepared By 

Checked By 

Authorised Signatory 

Authorised Signatory 

SOURCE: BANKING SERVICES DIVISION, CENTRAL BANK OF KENYA