

INTER-BANK MONEY MARKET REPORT

Thursday, April 13, 2017


| ITEM | AMOUNT(M) | LENDING RATE % | WEIGHTED AV % |
|------|-----------------|-----------------------|---------------|
| 1 | 300 | 2.75 | 0.0998 |
| 2 | 1000 | 2.75 | 0.3325 |
| 3 | 1500 | 2.75 | 0.4988 |
| 4 | 1500 | 3.00 | 0.5441 |
| 5 | 150 | 3.00 | 0.0544 |
| 6 | 120 | 4.00 | 0.0580 |
| 7 | 500 | 4.00 | 0.2418 |
| 8 | 600 | 4.00 | 0.2902 |
| 9 | 300 | 4.00 | 0.1451 |
| 10 | 150 | 4.05 | 0.0735 |
| 11 | 150 | 4.15 | 0.0753 |
| 12 | 1000 | 4.20 | 0.5079 |
| 13 | 350 | 4.25 | 0.1799 |
| 14 | 100 | 6.50 | 0.0786 |
| 15 | 100 | 6.50 | 0.0786 |
| 16 | 100 | 9.00 | 0.1088 |
| 17 | 100 | 9.00 | 0.1088 |
| 18 | 150 | 9.50 | 0.1723 |
| 19 | 100 | 10.00 | 0.1209 |
| | 8,270.00 | TODAYS AVERAGE | 3.7693 |


DAILY CBK LENDING


| PRINCIPAL LOAN(Kshs M) | DAYS TO MATURITY | INTEREST RATE | INTEREST CHARGED(Kshs) |
|------------------------|------------------|---------------|------------------------|
| 0 | 0 | 16 | .00 |
| | | TOTAL | .00 |

GOVERNMENT SECURITIES REDISCOUNTED

| TYPE | DAYS TO MATURITY | AMOUNT(Ksh M) |
|------|------------------|---------------|
| NONE | 0 | 0.00 |
| | TOTAL | 0.00 |

 Prepared By 

 Checked By 

 Authorised Signatory 

 Authorised Signatory 
SOURCE: BANKING SERVICES DIVISION, CENTRAL BANK OF KENYA

